



## Summary Valuation Report: Portfolio of Brookfield India Real Estate Trust

**Date of Valuation: September 30, 2023**

**Date of Report: November 05, 2023**

**Submitted to:**

**Brookfield India Real Estate Trust**

### DISCLAIMER

This report is prepared exclusively for the benefit and use of Brookfield India Real Estate Trust ("Brookfield India REIT") (the "Recipient" or the "Company" or "Instructing Party") and / or its associates and for, presentations, research reports, publicity materials, press releases prepared for the disclosure of valuation of assets forming part of the portfolio of Brookfield India REIT and does not carry any right of publication or disclosure to any other party. Brookfield India REIT, a Real Estate Investment Trust under the Securities and Exchange Board of India (Real Estate Investment Trusts) Regulations, 2014, as amended till date ("SEBI REIT Regulations"). The Company may share the report with its appointed advisors for any statutory or reporting requirements. Neither this report nor any of its contents may be used for any other purpose other than the purpose as agreed upon in the Letter of Engagement ("LOE") dated December 23, 2022 and addendum to LOE dated September 22, 2023 without the prior written consent of the Valuer.

The information in this report reflects prevailing conditions and the view of Valuer as of this date, all of which are, accordingly, subject to change. In preparation of this report, the accuracy and completeness of information shared by the REIT has been relied upon and assumed, without independent verification, while applying reasonable professional judgment by the Valuer.

This report has been prepared upon the express understanding that it will be used only for the purposes set out in the LOE dated December 23, 2022. The Valuer is under no obligation to provide the Recipient with access to any additional information with respect to this report unless required by any prevailing law, rule, statute or regulation.

This report should not be deemed an indication of the state of affairs of the real estate financing industry, nor shall it constitute an indication that there has been no change in the business or state of affairs of the industry since the date of preparation of this document.



# Table of Contents

## DISCLAIMER 1

1	<b>Instructions</b>	<b>261</b>
1.1	Instruction party	261
1.2	Purpose and Date of Valuation	261
1.3	Reliant Parties	261
1.4	Limitation of Liability	262
1.5	Professional Competency of The Valuer	262
1.6	Disclosures	262
1.7	Assumption, Disclaimers, Limitations and Qualifications to Valuation.	264
2	<b>Valuation Summary</b>	<b>265</b>
3	<b>Valuation Approach and Methodology</b>	<b>267</b>
3.1	Purpose of Valuation	267
3.2	Valuation Guideline and Definition	267
3.3	Valuation Approach	267
3.4	Valuation Methodology	267
3.5	Information Sources	268
4	<b>REIT Portfolio</b>	<b>269</b>
4.1	Candor TechSpace IT/ITeS SEZ, Dundaheera, Gurugram (G2)	269
4.1.1	Subject Property Description	269
4.1.2	Statement of Assets	269
4.1.3	Brief Description	269
4.1.4	Key Assumptions	271
4.1.5	Market Value	271
4.2	Candor TechSpace N1- Sector 62, Noida (N1)	272
4.2.1	Subject Property Description	272
4.2.2	Statement of Assets	273
4.2.3	Brief Description	272
4.2.4	Key Assumptions	273
4.2.5	Market Value	273
4.3	Candor TechSpace IT/ITeS SEZ, Sector 135, Noida (N2)	274
4.3.1	Subject Property Description	274
4.3.2	Statement of Assets	274
4.3.3	Brief Description	274
4.3.4	Key Assumptions	275
4.3.5	Market Value	275
4.4	Candor TechSpace IT/ITeS SEZ, New Town, Rajarhat, Kolkata (K1)	276
4.4.1	Subject Property Description	276
4.4.2	Statement of Assets	276
4.4.3	Brief Description	276
4.4.4	Key Assumptions	277
4.4.5	Market Value	278
4.5	Kensington (A & B) IT/ITeS SEZ, Powai, Mumbai (Kensington)	278
4.5.1	Subject Property Description	278
4.5.2	Statement of Assets	278
4.5.3	Brief Description	278
4.5.4	Key Assumptions	279
4.5.5	Market Value	279
4.6	Candor TechSpace IT/ITeS SEZ, Sector 48, Gurugram, Haryana (G1)	280
4.6.1	Subject Property Description	280
4.6.2	Statement of Assets	280
4.6.3	Brief Description	280
4.6.4	Key Assumptions	281
4.6.5	Market Value	281
4.7	Downtown Powai (Kairos), Powai, Mumbai.	282
4.7.1	Subject Property Description	282
4.7.2	Statement of Assets	282
4.7.3	Brief Description	282
4.7.4	Key Assumptions	284
4.7.5	Market Value	284

## 1 INSTRUCTION

### 1.1 Instruction Party

Brookfield India REIT (hereinafter referred to as the “**Instructing Party**” or the “**Client**”) has appointed Ms. L. Anuradha, MRICS, registered as a valuer with the Insolvency and Bankruptcy Board of India (IBBI) for the asset class Land and Building under the provisions of the Companies (Registered Valuers and Valuation) Rules, 2017 (hereinafter referred as the “**Valuer**”) to undertake the valuation of office properties located across Gurugram, Noida, Kolkata and Mumbai (together herein referred as “**Subject Property**” mentioned below).

#### REIT Portfolio

S. No.	Asset	Location	City	Type	REIT Ownership
1	Candor TechSpace G2	Sector 21	Gurugram	IT/ITeS SEZ	100% <sup>1</sup>
2	Candor TechSpace N1	Sector 62	Noida	IT/ITeS Park	100%
3	Candor TechSpace N2	Sector 135	Noida	IT/ITeS SEZ	100%
4	Candor TechSpace K1	New Town Rajarhat	Kolkata	IT/ITeS SEZ	100%
5	Kensington	Powai	Mumbai	IT/ITeS SEZ	100%
6	Candor TechSpace G1	Sector 48	Gurugram	IT/ITeS SEZ	50%
7	Kairos	Powai	Mumbai	IT/ITeS Park & Commercial Building	50%

1 Candor Kolkata One Hi-Tech Structures Private Limited (formerly known as “Candor Gurgaon Two Developers & Projects Private Limited”; now amalgamated in Candor Kolkata One Hi-Tech Structures Private Limited w.e.f. January 9, 2019) has an agreement with Gurgaon Infospace Limited (GIL). The title to the land is held by Gurgaon Infospace Limited, a third party and is not affiliated to the Candor Kolkata One Hi-Tech Structures Private Limited. Candor Kolkata One Hi-Tech Structures Private Limited has developmental rights with respect to the Subject Property pursuant to a Joint Development Agreement (JDA) with GIL entered on November 16, 2006, as amended from time to time. Under the said agreement Candor Kolkata One Hi-Tech Structures Private Limited is entitled to 72% of the gross sale revenue and deposits from the tenants arising out of the lease of the developed areas and GIL is entitled to receive balance 28%.

The exercise has been carried out in accordance with the instructions (Caveats & Limitations) detailed in Section 1.7 of this report. The extent of professional liability towards the Client is also outlined within these instructions.

### 1.2 Purpose and Date of Valuation

It is understood the purpose of this valuation exercise is for the disclosure of valuation of assets forming part of the portfolio of Brookfield India REIT under the Securities and Exchange Board of India (Real Estate Investment Trusts) Regulations, 2014 [SEBI (REIT) Regulations], as amended, together with circulars, clarifications, guidelines and notifications issued thereunder by SEBI and also disclosure as per fair value accounting under Indian Accounting Standards (Ind AS 40).

This valuation summary (“**Summary Valuation Report**”) is intended to be included in the filing by the Brookfield India REIT with SEBI and the stock exchanges where the units of the Brookfield India REIT are listed. Additionally, any other relevant documents such as publicity material, research reports, presentation and press releases may also contain this report or any part thereof. This Summary Valuation Report is a summary of the “Valuation Reports” dated November 5, 2023 issued by Ms. L. Anuradha. For the detailed valuation reports, you may contact at [reit.compliance@brookfield.com](mailto:reit.compliance@brookfield.com).

### 1.3 Reliant Parties

The Reliant Parties would mean Brookprop Management Services Private Limited (“Brookprop” or “Manager”), Brookfield India REIT and their unitholders and Axis Trustee Services Limited (“Trustee”). The reliance on this report is extended to the Reliant Parties for the purpose as highlighted in this Summary Valuation Report. The auditors, debenture trustees, stock exchanges, unit holders of the REIT, Securities and Exchange Board of India (SEBI), and credit rating agencies, would be extended reliance by the Valuer but would not be liable to such parties, except in case of gross negligence and wilful misconduct by the Valuer

The valuation exercise is conducted strictly and only for the use of the Reliant Parties and for the purpose specifically stated. The Instructing Party shall make all reliant parties aware of the terms and conditions of the agreement under which this exercise is being undertaken and take due acknowledgements to the same effect.



#### 1.4 Limitation of Liability

The Valuer shall endeavor to provide services to the best of its ability and professional standards and in bonafide good faith. Subject to the terms and conditions in the LOE, the Valuer's total aggregate liability to the Client arising in connection with the performance or contemplated performance of the services herein, regardless of cause and/or theory of recovery, shall not exceed the fee paid to the Valuer for the engagement.

The Valuer acknowledges that it shall consent to be named as an 'expert' in the Offer Documents and that its liability to any person, in its capacity as an expert and for the Report, shall be without any limitation and in accordance with law. In the event that the Manager, the sponsors, the trustee, the REIT or other intermediaries appointed in connection with disclosure of valuation of assets forming part of the portfolio of Brookfield India REIT subject to any claim ("Claim Parties") in connection with, arising out of or attributable to the Report, the Claim Parties will be entitled to require the Valuer to be a necessary party/respondent to such claim and she shall not object to her inclusion as a necessary party/ respondent. In all such cases, the Client agrees to reimburse/ refund to the Valuer, the actual cost (which shall include legal fees and external counsel's fee) incurred by her while becoming a necessary party/respondent. If the Valuer does not cooperate to be named as a party/respondent to such claims in providing adequate/successful defense in defending such claims, the Claim Parties jointly or severally will be entitled to initiate a separate claim against her in this regard.

#### 1.5 Professional Competency of The Valuer

Ms. L. Anuradha is registered as a valuer with the Insolvency and Bankruptcy Board of India (IBBI) for the asset classes of Land and Building under the provisions of The Companies (Registered Valuers and Valuation) Rules, 2017 since September 2022. She completed her bachelor's in architecture in 2002 and master's in planning from School of Planning & Architecture in 2004.

L. Anuradha has more than 16 years of experience in the domain of urban infrastructure, valuation and real estate advisory. She was working as an Associate Director for Cushman and Wakefield (hereinafter referred to as "C&WI") from 2013-2022 and was leading the team for Tamil Nadu, Kerala and Sri Lanka. Prior to joining C&WI, she has been involved in various strategy level initiatives in Institutional development and Infrastructure for donor agencies and various Government and Private clients. L. Anuradha worked with SIVA group in the M&A practice where she was involved with the financial appraisal and valuation of real estate projects. Prior to this she has worked with PriceWaterhouse Coopers in the Government, Real estate and Infrastructure Development Practice where she was involved in carrying out financial appraisal and strategies for some of the State Governments in India. Her foundation in real estate valuation was at Jones Lang LaSalle where she worked for 3 years on multiple valuations and entry strategies for Indian NBFCs and funds.

Her last employment was at C&WI. As an Associate Director of the Valuation and Advisory team at C&WI, Ms. L. Anuradha provided support on identified business/ new opportunities, evaluated proposals for new property investments and/ or dispositions while providing analytical support for Investment recommendations. L. Anuradha was also key personnel in carrying out the Market study for the Mindspace REIT micro markets in India. She has undertaken valuations exercises for multiple private equity/real estate funds, financial institutions, developers and corporates across asset classes of commercial, retail, residential and hospitality. Her clientele included HDFC, Xander, DLF, RMZ, Embassy Group, CapitaLand, Tata Capital, Tata Realty, TVS group etc.

#### 1.6 Disclosures

The Valuer declares and certifies that:

- She is eligible to be appointed as a valuer in terms of Regulation 2(1)(zz) of the Securities and Exchange Board of India (Real Estate Investment Trusts) Regulations, 2014 along with SEBI (REIT) (Amendment) Regulations, 2016 with the valuation exercise having been conducted and valuation report prepared in accordance with aforementioned regulations.
- She is not an associate of the Sponsor, the Instructing Party or the Trustee for the Brookfield India REIT.
- She is registered with IBBI as registered valuer for asset class Land and Building under the provisions of the Companies (Registered Valuer and Valuation) Rules, 2017.
- She has more than a decade's experience in leading large real estate valuation exercises comprising investment portfolios of various real estate funds, trusts and corporates comprising diverse assets like residential projects, retail developments, commercial office buildings, townships, industrial facilities, data centres, hotels, healthcare facilities and vacant land and therefore has adequate experience and qualification to perform Subject Property valuations at all times.

- She has not been involved in acquisition or disposal within the last twelve months of any of the properties valued under this Summary Valuation Report.
- She has educational qualifications, professional knowledge and skill to provide competent professional services.
- She has adequate experience and qualification to perform Subject Properties' valuation and is assisted by sufficient key personnel who have the adequate experience and qualification to perform Subject Property valuation.
- She is not financially insolvent and has access to financial resources to conduct her practice effectively and meet her liabilities.
- She has ensured that adequate and robust internal controls are in place to ensure the integrity of the Valuation Report.
- She is aware of all statutes, laws, regulations and rules relevant to this valuation exercise.
- She has conducted the valuation exercise without any influence, coercion or bias and in doing so rendered high standards of service, ensured due care, and exercised due diligence and professional judgment.
- She has acted independently and with objectivity and impartiality in conducting this valuation exercise.
- The valuation exercise that has been undertaken is impartial, true and to her best understanding and knowledge, fair and in accordance with the Securities and Exchange Board of India (Real Estate Investment Trusts) Regulations, 2014 along with subsequent amendments.
- She or any of her employees involved in valuing the assets of the Brookfield India REIT have not invested nor shall invest in the units of Brookfield India REIT or in securities of any of the Subject Properties being valued till the time she is designated as the Valuer and not less than six months after ceasing to be the Valuer of the Brookfield India REIT.
- She has discharged her duties towards Brookfield India REIT in an efficient and competent manner, utilising her professional knowledge, skill and experience in best possible way to conduct the valuation exercise.
- She has conducted the valuation of the Subject Properties with transparency and fairness and rendered, at all times, high standards of service, exercise due diligence, ensure proper care and exercised independent professional judgment.
- She has not and shall not accept any remuneration, in any form, for conducting valuation of any of the Subject Properties of Brookfield India REIT from any person or entity other than Brookfield India REIT or its authorised representatives.
- She has no existing or planned future interest in the Client, Trustee, Manager, Brookfield India REIT, the Sponsor, or the Sponsor Group or the Special Purpose Vehicles ("SPVs") and the fee for this valuation exercise is neither contingent upon the values reported nor on success of any of the transactions envisaged or required as part of the disclosure of valuation of assets, forming part of the portfolio of Brookfield India REIT, in accordance with the Securities and Exchange Board of India (Real Estate Investment Trusts) Regulations, 2014, as amended, together with clarifications, guidelines and notifications thereunder in the Indian stock exchanges together with the clarifications, guidelines and notifications thereunder in the Indian stock exchanges.
- The valuation reported is not an investment advice and should not be construed as such, and specifically he does not express any opinion on the suitability or otherwise of entering into any financial or other transaction with the Client or the SPVs.
- She shall, before accepting any assignment from any related party to Brookfield India REIT, disclose to Brookfield India REIT, any direct or indirect consideration which the Valuer may have in respect of such assignment
- She shall disclose to the Trustee of Brookfield India REIT, any pending business transaction, contracts under negotiations and other arrangements with the Instructing Party or any other party whom the Brookfield India REIT is contracting with or any other factors which may interfere with her ability to give an independent and professional conduct of the valuation exercise; as on date the Valuer has no constraints towards providing an independent professional opinion on the value of any of the Subject Properties.
- She has not and shall not make false, misleading or exaggerated claims in order to secure or retain her appointment.



- She has not and shall not provide misleading opinion on valuation, either by providing incorrect information or by withholding relevant information.
- She has not accepted this instruction to include reporting of the outcome based on a pre-determined opinions and conclusions required by Brookfield India REIT.
- The valuation exercise has been conducted in accordance with internationally accepted valuation standards as required by SEBI (REIT) Regulations and The Companies (Registration of Valuers and Valuation) Rules, 2017.
- She notes that there are encumbrances, however, no options or pre-emptions rights in relation to the assets based on the title report prepared by Ind-Legal, Fox & Mandal and DSK Legal (hereinafter collectively referred to as "Legal Counsel").

### 1.7 Assumption, Disclaimers, Limitations and Qualifications to Valuation.

While the Valuation Report has been prepared independently by the Valuer, the report and this Summary Valuation Report is subject to the following:

- a. The valuation exercise is based on prevailing market dynamics as on the date of valuation without taking into account any unforeseeable event or developments, which could impact the valuation in the future.
- b. The valuation exercise is not envisaged to include all possible investigations with respect to the Subject Properties and wherein certain limitations to the investigations and inspections carried out are identified so as to enable the Reliant Party/Parties to undertake further investigations wherever considered appropriate or necessary prior to reliance. The Valuer is not liable for any loss occasioned by a decision not to conduct further investigation or inspections.
- c. Assumptions, being an integral part of any valuation exercise, are adopted as valuation is a matter of judgment and many parameters utilized to arrive at the valuation opinion may fall outside the scope of expertise or instructions of the Valuer. The Reliant Parties accepts that the valuation contains certain specific assumptions and acknowledge and accept the risk that if any of the assumptions adopted to arrive at the valuation estimates turns out to be incorrect, there may be a material impact on the valuations. Complete set of assumptions are mentioned in Valuation Reports dated November 5, 2023
- d. The valuation exercise is based on the information shared by the Instructing Party or the Client, which has been assumed to be correct and used to conduct the valuation exercise while applying reasonable professional judgment by the Valuer. In case of information shared by any third party and duly disclosed in the report, the same is believed to be reasonably reliable, however, the Valuer does not accept any responsibility should those prove not to be so.
- e. Any statement regarding any future matter is provided as an estimate and/or opinion based on the information known at the date of this report. No warranties are given regarding accuracy or correctness of such statements.
- f. Any plan, map, sketch, layout or drawing included in this report is to assist reader in visualizing the relevant Subject Property and are for representation purposes only with no responsibility being borne towards their mathematical or geographical accuracy.
- g. Except as disclosed by the Client, it is assumed that the Subject Properties are free from any encroachments and available on the date of valuation.
- h. For the purpose of this valuation exercise, reliance has been made on the Title Reports prepared by the Legal Counsels for each of the Subject Properties and no further enquiries have been made with authorities in this regard. It is understood that the Subject Properties have encumbrances disputes and claims, however, the Valuer does not have the expertise or the purview to verify the veracity or quantify these encumbrances, disputes or claims. For the purpose of this valuation exercise, it is assumed that respective Subject Properties have clear and marketable titles.
- i. The current zoning of the Subject Properties has been assessed on the basis of review of various documents including title reports shared by the Instructing Party and the current land use maps publicly available. The same has been considered for the purpose of this valuation exercise. Additionally, it is also assumed that the development on the Subject Properties adheres/would adhere to the development regulations as prescribed by the relevant authorities. No further enquiries have been made with the competent jurisdictional authorities to validate the legality of the same.
- j. The total developable/developed area, leasable area, site/plot area considered for this valuation exercise is based on the Architect's Certificate shared by the Instructing Party and the same has been checked against the

approvals/layout plans/building plans provided by the Client. However, no additional verification and physical measurement for the purpose of this valuation exercise has been undertaken.

- k. In absence of any information to the contrary, it is assumed that there are no abnormal ground conditions nor archaeological remains present, which might adversely affect the current or future occupation, development or value of the Subject Properties and the Subject Properties are free from any rot, infestations, structural or latent defect; no currently known deleterious or hazardous materials or suspect techniques are used in construction or subsequent alterations or additions to the Subject Property and comments made in the Subject Property details do not purport to express an opinion about an advice upon the conditions of uninspected parts and should be taken as making an implied representation or statement about such parts.
- l. It is also stated that this is a valuation report and not a structural survey.
- m. Unless specifically disclosed in the report, no allowances are made with respect to any existing or proposed local legislation relating to taxation on realization of the sale value of the Subject Properties.
- n. Given the evolving and maturing real estate markets in India, any comparable evidences (if any) or market quotes provided has been limited to basic details such as area of asset, general location, price/rate of transaction or sale and any other specific details that are readily available in public domain only shall be shared. Any factual information such as tenants' leasable area, lease details such as, rent, lease/rent commencement and end dates, lock-in period, rent escalation terms etc. with respect to Subject Properties is based on the documents/information shared by the Client/Instructing Party and the same has been adopted for the purpose of this valuation exercise. While few lease deeds have been reviewed on a sample basis, the Valuer does not take any responsibility towards authenticity of the rent rolls shared by the Client. Any change in the aforementioned information will have an impact on the valuation estimates and, in that case, the same would need to be reassessed. The relevant information sources are mentioned in Valuation Reports dated November 5, 2023
- o. All measurements, areas and Subject Property age quoted/mentioned in the report are approximate. The areas of Subject Property are based on Architect's certificate as mentioned in (j) above.
- p. The Valuer is not an advisor with respect to any tax, regulatory or legal matters with respect to by Brookfield India REIT. No investigation or enquiries on the holding entity or any SPV's claim on the title of the Subject Properties has been made and the same is assumed to be valid based on the information shared by the Client/ Instructing Party. No consideration shall be / has been given to liens or encumbrances against them. Therefore, no responsibility is assumed for matters of a legal nature.
- q. Kindly note that quarterly assessment of cash flows has been undertaken for the purpose of this valuation exercise.

## 2 VALUATION SUMMARY

The following table highlights the summary of each of the Subject Property forming part of the Brookfield India REIT as on September 30, 2023.

S. No.	Asset Name	REIT Portfolio							
		Leasable area (Million sq. ft.) <sup>1</sup>				Market Value (in INR Million)			
		Completed	Under Construction/ Future Leasable	Future Development Potential	Total	Completed	Under Construction	Future Development Potential	Total
1	G2	3.93	0.05*	0.10	4.07	44,839	NA	577	45,416
2	N1	1.98	NA	0.86	2.84	22,056	NA	3,240	25,296
3	N2	3.79	NA	0.77	4.56	39,562	NA	2,354	41,916
4	K1	3.06	0.58	2.11	5.75	21,948	865	3,507	26,320
5	Kensington	1.58	NA	NA	1.58	24,996	NA	NA	24,996
6	G1	3.69	NA	0.10	3.80	49,751	NA	578	50,329
7	Kairos	2.66	0.07**	NA	2.74	68,891	1,714	NA	70,605
<b>TOTAL</b>		<b>20.70</b>	<b>0.70</b>	<b>3.94</b>	<b>25.34</b>	<b>2,72,043</b>	<b>2,579</b>	<b>10,256</b>	<b>2,84,878</b>

Note: All figures in the above table are rounded.

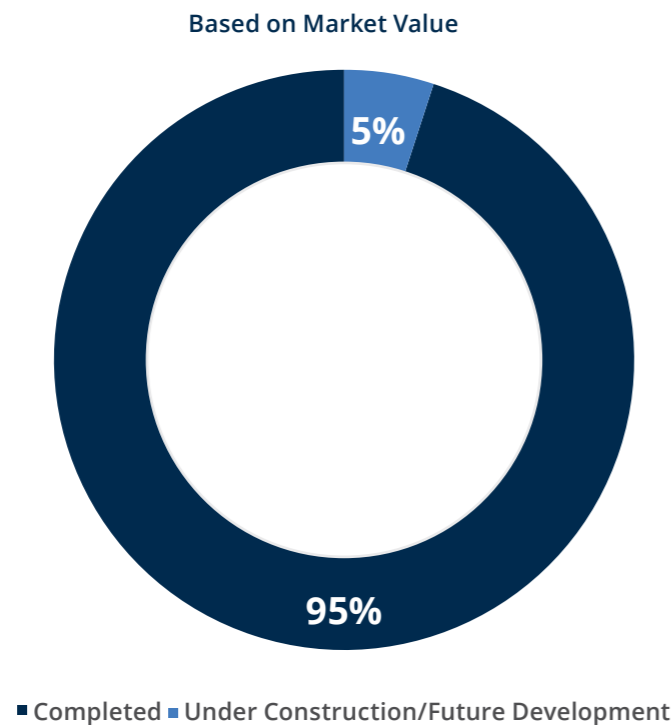
<sup>1</sup> Based on Architect's Certificate Dated November 3, 2023 for G2, N1, N2, K1 and G1, Architect's Certificate (Dated: October 6, 2023) for Kensington and Kairos.

\* As per details shared, part area of ground floor & entire 4th floor of tower-10 (MLCP) is proposed to be converted from parking area to leasable office area. The corresponding leasable area is 45,225 sq. ft.. It is to be noted that the proposed plans are submitted for approval and the OC is still awaited. The same area has been valued along with completed building.

\*\* As per details shared, part area of first floor of Ventura A is proposed to be converted from parking area to leasable retail area. The corresponding leasable area is 18,322 sq. ft.. It is to be noted that the proposed plans are submitted for approval and the OC is still awaited. The same area has been valued along with completed building.



### Brookfield India REIT Portfolio Composition



This Summary Valuation Report is provided subject to a summary of assumptions, disclaimers, limitations and qualification detailed throughout this Report which are made in conjunction with those included within the sections covering various assumptions, disclaimers, limitations and qualifications within the detailed Valuation Report. Reliance on this report and extension of the liability of the Valuer is conditional upon the reader's acknowledgement of these statements. This valuation is for the use of the parties mentioned in Section 1.3 of this Summary Valuation Report.

Prepared By

**(L. Anuradha ) MRICS**

IBBI Registered Valuer (L&B)  
(IBBI/RV/02/2022/14979)

### 3 VALUATION APPROACH AND METHODOLOGY

#### 3.1 Purpose of Valuation

The Report is being prepared to be relied upon by the Reliant Parties and inclusion, as a whole, a summary thereof or any extracts of the report, in any documents prepared in relation for the disclosure of valuation of assets forming part of the portfolio of Brookfield India REIT under the Securities and Exchange Board of India (Real Estate Investment Trusts) Regulations, 2014 [SEBI (REIT) Regulations], as amended, together with circulars, clarifications, guidelines and notifications thereunder by SEBI and also disclosure as per fair value accounting under Indian Accounting Standards (Ind AS 40).

#### 3.2 Valuation Guideline and Definition

Given the purpose of valuation as mentioned above, the valuation exercise has been carried out to estimate the "Market Value" of the Subject Properties in accordance with the IVSC International Valuation Standards issued in 2021 and effective from January 31, 2022.

As per IVSC International Valuation Standards, "Market Value" is defined as 'The estimated amount for which an asset or liability should exchange on the valuation date between a willing buyer and a willing seller in an arm's-length transaction after proper marketing and where the parties had each acted knowledgeably, prudently and without compulsion.'

#### 3.3 Valuation Approach

The basis of valuation for the Subject Property being Market Value, the same has been derived by the following approach:

##### Discounted Cash Flow Method using Rental Reversion

The market practice in most commercial/ IT developments involves contracting tenants in the form of pre-commitments at sub-market rentals to increase attractiveness of the property to prospective tenants typically extended to anchor tenants. Additionally, there are instances of tenants paying above-market rentals for certain properties as well (primarily owing to market conditions at the time of contracting the lease). In order to arrive at a unit value for these tenancies, we have considered the impact of such sub/above market leases on the valuation of the Subject Property.

**For the purpose of the valuation of Subject Properties, Income Approach - Discounted Cash Flow Method using Rental Reversion has been adopted.**

#### 3.4 Valuation Methodology

In order to compute the Market Value of the Subject Property the following understanding /assessment is required:

- Micro Market Assessment where the Subject Property is located.
- Portfolio Assessment (existing and future supply, demand from occupiers, average office space take up by an occupier in a particular sector, existing vacancy and the rentals)
- Situation of the Subject Property (current achievable rentals, vacancy numbers, competing supply in the micro market etc.) with respect to the micro market.

The details are elaborated below:

##### Market Assessment:

The Client appointed Cushman & Wakefield (C&WI) to prepare an independent industry and market research report, which has been relied upon to develop the understanding and assess the relevant micro-markets of the Subject Property. The said review, was carried out in the following manner:

- Details study of the market dynamics influencing the rents along with Subject Property rents.
- Assessment of the location setting of the Subject Property in the respective micro-markets.
- Ascertain the transaction activity of office space based on the findings of the industry/market report prepared by C&WI and readily available information in public domain
- Review of comparable properties in terms of potential competition (both completed and under-construction/ future developments), comparable recent lease transactions witnessed in the micro-market along with the trends in leasing within the Subject Property in recent past, wherever available.

The above analysis support to form an opinion on the applicable rental for the micro-market where the respective Subject Property are located (market rent ) and on achievable rent for the respective Subject Property for leasing vacant spaces, as well as upon re-leasing of the existing let out area.

##### Portfolio & Rental Assessment:



- Property Documents and architect certificates were reviewed for validation of area details, ownership interests of the Subject Property.
- Physical site inspections were conducted to assess the current status of the Subject Property.
- The rent rolls along with corresponding leases deeds (on a reasonable sample basis) were reviewed to identify tenancy characteristics for the Subject Property.

#### Preparation of Future Cash Flows:

- Computing the monthly rental income projected and translating the same to a quarterly cash flow.
- The operational expenses of the respective properties are reviewed to understand the recurring, non-recurring, recoverable and non-recoverable nature expenses and accordingly estimate the margins on the common area maintenance income, which accrues as cash inflows to the Subject Property and normalised for the purpose of cash flow projections
- The projected future cash flows from the Subject Property are based on existing lease terms for the operational area till the expiry of the leases or re-negotiation, whichever is earlier, following which, the lease terms have been aligned with market rents achievable by the Subject Property.
- The cash flows for the operational, under construction and future development area have been projected separately for the purpose of estimating and reporting valuation in accordance with the SEBI (REIT) Regulations
- For vacant area, under-construction area and future development area, the achievable market rent-led cash flows are projected factoring appropriate lease-up time frame for vacant/under-construction/future development area.
- Recurring operational expenses, fit-out income (wherever applicable, however, the same has not been included in the NOI for the purpose of arriving at the terminal value by capitalisation) and vacancy provision have been adopted in-line with prevalent market practices and conditions.
- In addition, appropriate rent-free periods have been adopted during lease roll-overs to consider potential rent-free terms as well as outflows towards brokerage.

These cash flows have been projected for 10-year duration from the date of valuation wherein 11<sup>th</sup> year Net operating income (NOI) is capitalized for the assessment of terminal value. These future cash flows are then discounted to present-day value (valuation date) at an appropriate discount rate to arrive at the Market Value of the Subject Property.

### 3.5 Information Sources

The Subject Property related information for the valuation exercise have been provided by the Client and the market data has been provided by Cushman and Wakefield, unless otherwise mentioned. The documents provided has been assumed to be a true copy of the original. The rent rolls have been cross checked with the lease deeds on a sample basis only to ensure its correctness.

## 4 REIT PORTFOLIO

### 4.1 Candor TechSpace IT/ITeS SEZ, Dundahera, Gurugram (G2)

#### 4.1.1 Subject Property Description

Candor TechSpace G2 (herein after referred to as G2 and/ or Subject Property) is located Old Delhi – Gurugram road, Dundahera, Gurugram, one of the prime office destinations of Gurugram.

The Subject Property is accessible via Old Delhi Road (30-metre-wide road) which further connects to Dwarka Link Road on north and Gurugram city on south.

#### 4.1.2 Statement of Assets

G2 is spread on a land area of approximate 28.526 acres. It constitutes 14 buildings and can be segregated under Completed/ Operational and future development buildings. The area statement for G2 is as follows:

The area statement for G2 is as follows:

Components	No. of buildings	Blocks	Leasable Area* (sq. ft.)	Usage type	Committed Occupancy <sup>^</sup>
Completed	13	Tower 1, 2, 3, 4 (Amenity Block-1), 4A (Amenity Block-2), 5, 6, 7, 8A, 8B, 9, 10 (MLCP), 11	3,925,623	IT/ITeS Park	78% <sup>^</sup>
Future Leasable Area	1	MLCP Floor 4 <sup>th</sup>	45,225*	IT/ITeS Park	NA
Future Development	1	NA	99,924	IT/ITeS Park	NA
<b>Total</b>	<b>14</b>		<b>4,070,772</b>		

Source: Architect's Certificate (Dated: November 3, 2023), <sup>^</sup>Rent Rolls as on September 30, 2023, Lease Deeds/Leave and License Agreements.

<sup>^</sup>Committed Occupancy = (Occupied area + Completed area under Letters of Intent)/ Completed Leasable area

#The leasable area is increased because of the change in efficiency. The leasable area of the future development is indicative and is subject to change once the internal business plans are in place or the construction is completed.

\* As per details shared, part area of ground floor & entire 4<sup>th</sup> floor of tower-10 (MLCP) is proposed to be converted from parking area to leasable office area. The corresponding leasable area is 45,225 sq. ft.. It is to be noted that the proposed plans are submitted for approval and the OC is still awaited. The same area has been valued along with completed building.

#### 4.1.3 Brief Description

G2 is an IT/ITeS office space developed in a campus format offering large floor plates with significant open / green areas and number of amenities for occupiers.

The operational buildings in the campus are Block 1, 2, 3, 5, 6, 7, 8A, 8B, 9, 11, two amenity blocks (Block 4 & 4A) one MLCP (Tower 10) with OC received collectively admeasuring 3,970,848sq. ft. of leasable area.

The operational buildings comprises;

- Office: 10 office towers namely 1, 2, 3, 5, 6, 7, 8A, 8B, 9 and 11 having leasable area of 3,736,350 sq. ft. The office towers are occupied by multiple tenants.
- Amenity Block: Two amenity blocks: Block 4 & 4A having total leasable area of 90,477. It constitutes retail area catering all basic requirement of occupiers viz. F&B (in form of multi- cuisine food courts and in-house kitchens), pharmacy, bank ATM, creche, sports arena, wellness centre, convenience store, dental clinic etc.
- MLCP: Tower 10 constitutes 98,796 sq. ft. of office area.

A total of 45,225 sq. ft.\* is being considered as future leasable area basis the leasable area provided by the client. The OC for the area has been applied and future cashflows have been calculated basis on the client information.

The Future Development with leasable area of 9,924 is expected to be completed by Q3 FY 2025-26

The Subject Property has STP, rooftop solar panels, water efficient landscaping, 100% organic waste recycling through composting and LED lights. The safety features and power back-up facilities are at par with the best in the industry.

\* As per details shared, part area of ground floor & entire 4<sup>th</sup> floor of tower-10 (MLCP) is proposed to be converted from parking area to leasable office area. The corresponding leasable area is 45,225 sq. ft.. It is to be noted that the proposed plans are submitted for approval and the OC is still awaited. The same area has been valued along with completed building..



**Locational Advantage**

G2 is located in an established office, residential and retail micro-market of Gurugram. The office supply in the vicinity comprises investment and sub investment grade developments, constituting a mix of IT and Non-IT developments primarily skewed towards IT. Some of the prominent office developments in the vicinity include DLF Cyber City, DLF Cyber Park, Ambience Corporate Tower etc. G2 is within close proximity to some of the renowned hotels like The Oberoi/ Trident, Hyatt Place, Radisson, Leela Ambience etc. and is well connected to major locations in the city as well as in the NCR via multiple modes of communication.

The distances (approximately) to G2 from major landmarks of NCR are as follows:

02 km from NH 48 (Delhi – Jaipur highway)	03 km from Cyber City Rapid Metro Station	09 km from Gurugram Railway Station	13 km from IGI Airport	03 km from DLF Cyber City 23 km from Connaught Place

The map illustrating the location, infrastructure and nearby office developments is provided below:



Source: C&WI Research

(Map not to scale)

**4.1.4 Key Assumptions**

Particulars	Unit	Information
<b>Revenue Assumptions</b>		
Lease Completion of Completed Building	Qtr, Year	Q1 FY 2026-27
Current Effective Rent	INR/sq. ft./mth	84
Achievable Market Rent	INR/sq. ft./mth	84
Parking Charges	INR/bay/mth	5,000
<b>Development Assumptions</b>		
Cost to Complete (for Under Construction/ Future Development)	INR Million	327
General Development	INR Million	274
Expected Completion Date	Qtr, Year	Future Development: Q3 FY 2025-26
<b>Other Financial Assumptions</b>		
Cap Rate	%	8.00
WACC (Complete/ Operational)	%	11.75
WACC (Under-construction/ Future Development)	%	13.00

**4.1.5 Market Value**

The market value of financial interest\* in G2 as on September 30, 2023 is as follows:

**INR 45,416 Million**  
**(Indian Rupees Forty-Five Billion Four Hundred and Sixty Million Only)**

\* Candor Kolkata One Hi-Tech Structures Private Limited (formerly known as “Candor Gurgaon Two Developers & Projects Private Limited”; now amalgamated in Candor Kolkata One Hi-Tech Structures Private Limited w.e.f. January 9, 2019) has an agreement with Gurgaon Infospace Limited (GIL). The title to the land is held by Gurgaon Infospace Limited, a third party and is not affiliated to the Candor Kolkata One Hi-Tech Structures Private Limited. Candor Kolkata One Hi-Tech Structures Private Limited has developmental rights with respect to the Subject Property pursuant to a Joint Development Agreement (JDA) with GIL entered on November 16, 2006, as amended from time to time. Under the said agreement Candor Kolkata One Hi-Tech Structures Private Limited is entitled to 72% of the gross sale revenue and deposits from the tenants arising out of the lease of the developed areas and GIL is entitled to receive balance 28%.



## 4.2 Candor TechSpace N1- Sector 62, Noida (N1)

### 4.2.1 Subject Property Description

Candor TechSpace N1 (herein after referred to as N1 and/ or Subject Property) is located at Plot no. B2, sector 62, Noida, Gautam Buddha Nagar, one of the established IT/ITeS office destinations of Noida.

The Subject Property is accessible via two roads viz. 30-meter-wide sector road towards west, which further connects to National Highway 9 (erstwhile NH 24) on north and a 45-meter-wide internal road towards east.

### 4.2.2 Statement of Assets

N1 is spread on a land area of approximate 19.250 acres. It constitutes 9 buildings and can be segregated under Completed/ Operational and future development buildings. The area statement for N1 is as follows:

Components	No. of buildings	Blocks	Leasable Area# (sq. ft.)	Usage type	Committed Occupancy*
Completed	7	Block 1, 2, 3, 5, 6, 7 (Amenity Block I and II) & Block 8 (Amenity Block III)	1,982,513	IT/ITeS Park	97%^
Future Development	2	Block 4A and Block 4B	858,460	IT/ITeS Park	NA
<b>Total</b>	<b>9</b>		<b>2,840,973</b>		

Source: Architect's Certificate (dated: November 3, 2023), Rent Roll as at September 30, 2023, Lease Deeds / Leave and Licence Agreements and Client Information

^Committed Occupancy = (Occupied area + Completed area under Letters of Intent)/ Completed Leasable area

#The leasable area is increased because of the change in efficiency. The leasable area of the future development is indicative and is subject to change once the internal business plans are in place or the construction is completed.

### 4.2.3 Brief Description

N1 is an IT/ITeS office space developed in a campus format offering large floor plates with significant open / green areas and number of amenities for occupiers.

The Completed/ Operational buildings in the campus are Block 1, 2, 3, 5, 6, 7 and Block 8 with OC received collectively admeasuring 19,82,513 sq. ft. of leasable area. The operational buildings comprises;

- d. Office : Five Blocks i.e. 1, 2, 3, 5, 6, having total leasable area of 18,63,619 sq. ft. are occupied by multiple tenants.
- e. Amenity Blocks: Block 7 includes Amenity Block I & II having total leasable area of 39,132 sq. ft. It constitutes retail area catering to all basic requirement of occupiers viz. F&B (in form of multi-cuisine food court), 24x7 paramedics, Day Care Centre, bank ATM, salon, convenience store, pharmacy etc. BlueChip is the major tenant in Amenity Block I and Ipsaa & Jubilant in Amenity Block II. Block 8 (Amenity III) is having leasable area of 79,762. It offers a separate F&B hub and shall be open to public along with inhouse occupiers. At the time of inspection, upgradation work in Block 8 was in progress.

The Future Development includes two buildings which are Block 4A and Block 4B, having leasable area of 4,40,051 and 4,18,409 respectively. The same are expected to be completed by Q4-FY 2027-28 and Q4-FY 2026-27 respectively.

The Subject Property has separate lift and lobby areas on each floor of the buildings present in the campus. Also, there is an arrangement of other utilities like LT room, LMRs, BMS, DG sets, pump rooms and solar panels are available in basement/ lower ground floors and on terrace of the buildings.

### Locational Advantage

N1 is located in sector 62 of Noida, which is an institutional sector characterized by the presence of large public and private sector institutions like The Institute of Chartered Accountants of India, IIM Lucknow Noida Campus, Jaipurian Institute of Management, Symbiosis Law School, Bank of India, etc. The office supply in the vicinity comprises investment and sub investment grade developments, constituting a mix of IT and Non-IT developments primarily skewed towards IT. The other prominent office developments in the vicinity include Embassy Galaxy Business Park, Logix Cyber Park, 3C Knowledge Boulevard & Green Boulevard, Stellar IT Park, Okaya Blue Silicon Business IT Park etc. N1 is one of the largest IT/ITeS office development in terms of leasable area in sector 62, Noida. N1 is well connected to major locations in the city as well as in the NCR via multiple modes of communication. The distances to N1 from major landmarks of NCR are as follows:

02 km from Delhi Meerut Expressway 10 km from DND Flyway	03 km from Sector 62 Metro Station	20 km from New Delhi Railway Station	32 km from IGI Airport	9 km from Sector 18 (Noida CBD) 21 km from Connaught Place (Delhi CBD)

The map illustrating the location, infrastructure and nearby office developments is provided below:



Source: C&WI Research

(Map not to scale)

### 4.2.4 Key Assumptions

Particulars	Unit	Information
<b>Revenue Assumptions</b>		
Lease Completion of Completed Building	Qtr, Year	Q3 FY 2023-24
Current Effective Rent	INR/sq. ft./mth	52
Achievable Market Rent	INR/sq. ft./mth	60
Parking Charges	INR/bay/mth	3,000
<b>Development Assumptions</b>		
Cost to Complete (for Under Construction/ Future Development)	INR Million	4,268
General Development	INR Million	39
Expected Completion Date	Qtr, Year	Block 4A – Q4 FY 2027-28 Block 4B – Q4 FY 2026-27
<b>Other Financial Assumptions</b>		
Cap Rate	%	8.00
WACC (Complete/ Operational)	%	11.75
WACC (Under-construction/ Future Development)	%	13.00

### 4.2.5 Market Value

The market value of the full ownership interest in N1 as on September 30, 2023 is as follows:

**INR 25,296 Million**  
(Indian Rupees Twenty-Five Billion Two Hundred and Ninety-Six Million Only)





**4.3 Candor TechSpace IT/ITes SEZ, Sector 135, Noida (N2)**

**4.3.1 Subject Property Description**

Candor TechSpace N2 (herein after referred to as N2 and/ or Subject Property) is located Plot No. 20, 21, Noida – Greater Noida Expressway, Sector-135, Noida, Uttar Pradesh, one of the established IT/Ites office destinations of Noida.

The Subject Property is a three-side open plot which is accessible via a 45-meter-wide sector road off Noida-Greater Noida Expressway on north as well as east and 30-meter-wide road on the west.

**4.3.2 Statement of Assets**

N1 is spread on a land area of approximate 29.653 acres. It constitutes 15 buildings and can be segregated under Completed/ Operational and future development buildings. The area statement for N1 is as follows:

Components	No. of buildings	Blocks	Leasable Area# (sq. ft.)	Usage type	Committed Occupancy*
Completed	14	Tower 1, 2, 3, 4, 5, 6, 7, 8, 9, 10, 11, 11A Amenity Block-1 (Ground Floor) and Amenity Block-2	3,790,797	IT/Ites Park	73%^
Future Development	1	Tower 12 and Amenity Block-1 (First Floor)*	770,873	IT/Ites Park	NA
<b>Total</b>	<b>15</b>		<b>4,561,670</b>		

Source: Architect’s Certificate (Dated November 3, 2023), ^Rent Rolls as on September 30, 2023, Lease Deeds/Leave and License Agreements

\*The first floor of Amenity Block-1 is considered as future development and has not been counted as an additional tower for the purposes of computing the no. of buildings in the future development component.

^Committed occupancy = (occupied area + completed area under letters of intent)/ completed Leasable area

#The leasable area is increased because of the change in efficiency. The leasable area of the future development is indicative and is subject to change once the internal business plans are in place or the construction is completed.

**4.3.3 Brief Description**

The 14 operational buildings in the campus are Tower 1, 2, 3, 4, 5, 6, 7, 8, 9, 10, 11, 11A, Amenity Block-1 (Ground Floor) and Amenity Block-2 with OC received collectively admeasuring 3,790,797 msf of leasable area. The operational buildings comprises;

- a. Office: The 12 office towers (i.e. Block Tower 1, 2, 3, 4, 5, 6, 7, 8, 9, 10, 11, 11A) collectively admeasuring leasable area of 3,737,373 msf.
- b. Amenity Block: Constitute Amenity Block -1 (Ground Floor) and Amenity Block-2 having leasable area of 53,424 msf. These Blocks constitute retail area catering to all basic requirement of occupiers viz. food & beverages (F&B) (in form of multi cuisine food courts), creche, bank branch and ATM, indoor sports, 24X7 Paramedics, convenience store, etc.

The Future Development includes Tower 12 and Amenity Block -I having total leasable area of 770,873 sq. ft. Tower 12 having leasable area of 7,60,000 sq. ft. The tower is proposed to be developed with modern age aesthetics, which intend to create differential experience for the occupiers viz. walk through along waterbodies, larger lobby area, improved amenity area etc. The same is expected to be completed by Q2-FY 2027-28. Amenity Block-1 at First Floor having leasable area of 10,873 sq. ft.

This Subject Property is equipped with sustainable features that include STP, rooftop solar panels, water efficient landscaping, 100% organic waste recycling through composting and LED lights. The safety features and power back-up facilities are at par with the best in the industry. It also offers amenities like food court, F&B, fitness zones with gym, convenience shopping, banks with ATMs, shuttle services and day care.

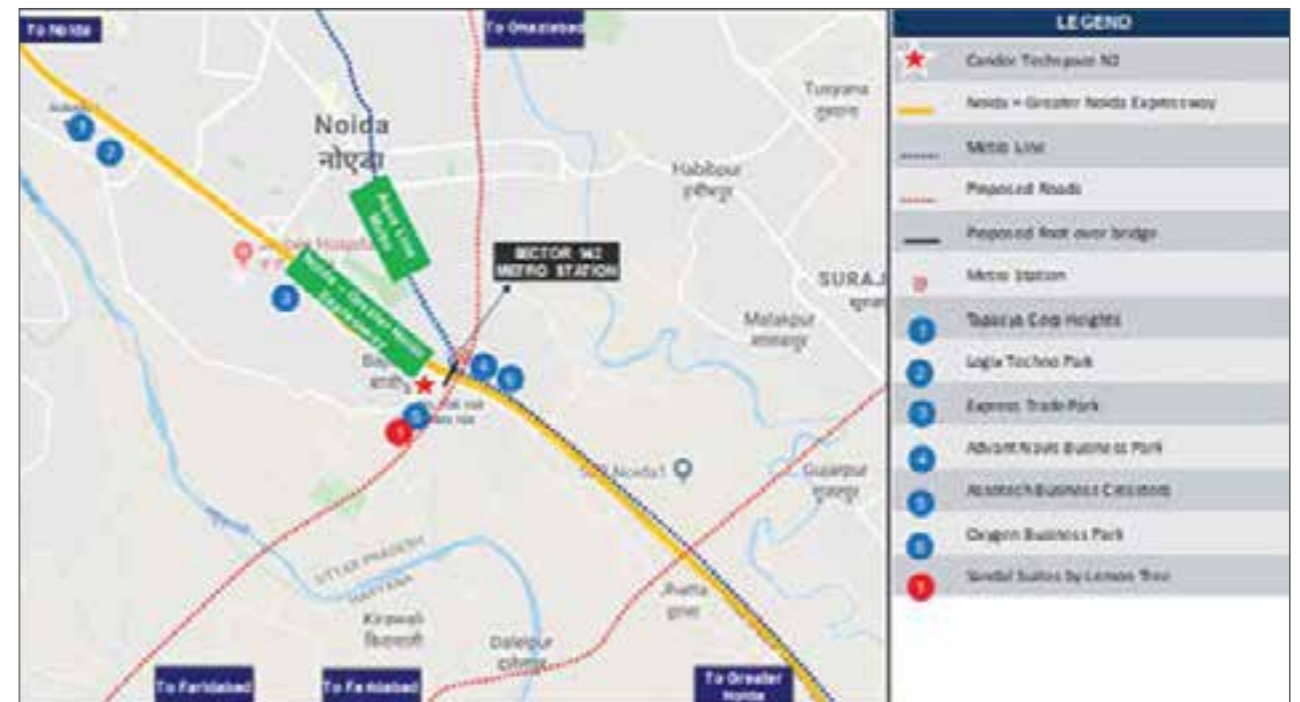
**Locational Advantage**

N2 is located within Noida-Greater Noida Expressway micro-market, which is being developed as an integrated vector with presence of residential, institutional, commercial, IT/Ites, and SEZ developments. It is one of the established IT /Ites and SEZ office destinations of Noida and enjoys excellent physical infrastructure along with social infrastructure to support the expansion of real estate activities. The office supply in the vicinity primarily comprises investment grade developments, constituting a mix of IT and Non-IT developments. Some of the prominent office developments in the vicinity include Logix Techno Park, Oxygen Business Park, NSL TechZone

IT SEZ, Express Trade Tower – II, Advant Navis Business Park etc. N2 is the micro-market’s largest integrated SEZ office development. N2 is well connected to major locations in the city as well as in the NCR via multiple modes of communication. The distance of N2 from major landmarks of NCR are as follows:

14 km from DND Expressway 5 km from Noida Expressway	01 km from Sector 142 metro station	27 km from New Delhi Railway Station	36 km from Indira Gandhi International Airport	14 km from Sector 18, Noida 28 km from Connaught Place

The map illustrating the location, infrastructure and nearby office developments is provided below:



Source: C&WI Research

(Map not to scale)

**4.3.4 Key Assumptions**

Particulars	Unit	Information
<b>Revenue Assumptions</b>		
Lease Completion of Completed Building	Qtr, Year	Q3 FY 2027-28
Current Effective Rent	INR/sq. ft./mth	57
Achievable Market Rent	INR/sq. ft./mth	60
Parking Charges	INR/bay/mth	4,000
<b>Development Assumptions</b>		
Cost to Complete (for Under Construction/ Future Development)	INR Million	4,100
General Development	INR Million	95
Expected Completion Date	Qtr, Year	Tower 12 – Q2 FY 2027-28
<b>Other Financial Assumptions</b>		
Cap Rate	%	8.00
WACC (Complete/ Operational)	%	11.75
WACC (Under-construction/ Future Development)	%	13.00

**4.3.5 Market Value**

The market value of the full ownership interest in the N2 as on September 30, 2023 is as follows:

**INR 41,916 Million**  
**(Indian Rupees Forty-One Billion Nine Hundred and Sixteen Million Only)**



#### 4.4 Candor TechSpace IT/IteS SEZ, New Town, Rajarhat, Kolkata (K1)

##### 4.4.1 Subject Property Description

Candor TechSpace K1 (herein after referred to as K1 and/ or Subject Property) is located at Plot No. 1, DH Street no. 316, New Town, Rajarhat, North 24 Parganas, West Bengal, one of the established office destinations of Kolkata.

The Subject Property is accessible via two roads viz. Major Arterial road on west and Street No. 0368 on north.

##### 4.4.2 Statement of Assets

K1 is spread on a land area of approximate 48.383 acres. It constitutes 17 buildings and can be segregated under completed/ operational, under construction and future development buildings. The area statement for K1 is as follows:

Components	No. of buildings	Blocks	Leasable Area# (sq. ft.)	Usage type	Committed Occupancy**
Completed	12	Tower A1, A2, A3, B1, B2, B3, C1*, C2*, C3*, G1, G2, G3	3,064,512	IT/IteS Park	83%^
Under Construction / Future Development	5	Tower F, D1, D2, D3 & Retail	2,683,989	IT/IteS Park	NA
<b>Total</b>	<b>17</b>		<b>5,748,501</b>		

Source: Architect's Certificate (Dated: November 3, 2023), ^Rent Rolls as on September 30, 2023, Lease Deeds/Leave and License Agreements

\*Towers C1, C2 and C3 have partial occupancy certificates. Full occupancy certificates will be obtained once the entire project is complete. These buildings are fit for occupation as Information Technology and IT enabled services business (use group)/ Business building for the portion, which has received the occupancy certificates.

^Committed Occupancy = (Occupied area + Completed area under Letters of Intent)/ Completed leasable area

#The leasable area is increased because of the change in efficiency. The leasable area of the future development is indicative and is subject to change once the internal business plans are in place or the construction is completed.

##### 4.4.3 Brief Description

The operational buildings in the campus are Tower A1, A2, A3, B1, B2, B3, C1, C2, C3, G1, G2, G3 collectively admeasuring 3,064,512 sq. ft. of leasable area. The operational buildings comprises of :

- Office: 12 Towers including Tower A1, A2, A3, B1, B2, B3, C1, C2, C3, G1, G2, G3 having total leasable area of 30,64,512 sq. ft. These towers are occupied by multiple tenants. Major tenants in these blocks are Cognizant, TCS, Capgemini, Accenture and Genpact.
- Amenity Block: Part of Office Tower A2 and A3 having leasable area for the retail space of 51,350 sq. ft. Block A2 constitutes multi-cuisine food courts, in-house kitchens, bank branches and ATM, creche, pharmacy, medical centre and other retail outlets whereas Block A3 offers amenities such as gymnasium, swimming pool and table tennis at the ground floor.

The under-construction part is Tower F which is a commercial cum retail development having leasable area of 5,75,580 sq. ft. The same is being developed through Joint Development Arrangement with a third party.

The Future development in the campus are D1, D2, D3 and Retail development collectively admeasuring 2,108,409 sq. ft. of leasable area. IT/IteS development: Three Towers i.e. D1, D2, D3 having total leasable area of 584,917 sq. ft. is proposed to be developed as IT/IteS development. The same is expected to be completed by Blocks are expected to be ready by Q2-FY 2029-30. Retail development having total leasable area of 1,523,492 sq. ft. is expected to complete by Q3 FY 2029-30.

The Subject Property has separate lift and lobby areas on each floor of the buildings present in the campus. Also, there is an arrangement of other utilities like LT room, LMRs, BMS, DG sets, pump rooms and solar panels which are available in basement/ lower ground floors and on terrace of the buildings. The Subject Property also has amenities like STP, rooftop solar panels, water efficient landscaping, 100% organic waste recycling through composting and LED lights.

##### Locational Advantage

K1 is a prominent IT/IteS SEZ, and the largest campus style office development in eastern India. K1 is located in an established office micro-market, which has witnessed a gradual shift of office space occupiers from Central Business District of Kolkata. The office supply in the micro-market comprises largely investment grade developments, constituting a mix of IT and Non-IT developments primarily skewed towards IT. K1 has a prominent frontage on one

of the main arterial roads viz: Major Arterial Road (East – West). The road connects K1 to Shapoorji Sukhobrishti (via SP Sukhobrishti Complex Road) in east and Narkelbagan, Bishwa Bangla Sarani in west, respectively. Further, K1 is located at distance of 1.5 km from the upcoming metro station- CBD 1. Some of the prominent office developments in the vicinity include DLF 2 SEZ, TCS Geetanjali Park, Ambuja Ecospace, Mani Casadona etc.

K1 is well connected to major locations in the city via multiple modes of communication. The distance of K1 from major landmarks in the city is as follows:

Mode of Transport	Distance	Location
Street	01 km from Street No. 368	
Metro	1.5 km from proposed CBD-1 Metro Station	
Railway	14 km from Sealdah Railway Station 17 km from Howrah Railway Station	
Airport	12 km from Netaji Subhash Chandra Bose International Airport	
Office Developments	01 km from Narkel Bagan 06 km from Sector V, Salt Lake 18 km from Park Street Area	

The map illustrating the location, infrastructure and nearby office developments is provided below:



Source: C&WI Research

(Map not to scale)

##### 4.4.4 Key Assumptions

Particulars	Unit	Information
<b>Revenue Assumptions</b>		
Lease Completion of Completed Building	Qtr, Year	Q1 FY 2026-27
Current Effective Rent	INR/sq. ft./mth	45
Achievable Market Rent-Office	INR/sq. ft./mth	41
Achievable Market Rent- Mixed Use-Commercial	INR/sq. ft./mth	45
Achievable Market Rent – Mixed Use-Retail	INR/sq. ft./mth	60
Parking Charges	INR/bay/mth	3,000
<b>Development Assumptions</b>		
Cost to Complete (for Under Construction/ Future Development)	INR Million	12,859
General Development	INR Million	5
Expected Completion Date	Qtr, Year	IT/IteS – Q2 FY 2029-30 Mixed-use – Q3 FY 2029-30



Particulars	Unit	Information
<b>Other Financial Assumptions</b>		
Cap Rate	%	8.50
WACC (Complete/ Operational)	%	11.75
WACC (Under-construction/ Future Development)	%	13.00

**4.4.5 Market Value**

The market value of the full ownership interest in K1 as on September 30, 2023 is as follows:

**INR 26,320 Million\***

**(Indian Rupees Twenty-Six Billion and Three Hundred and Twenty Million Only)**

\*includes 0.58 million sq. ft. of commercial cum retail development which is under construction, Gurgaon Infospace Limited (GIL) shall pay Candor Kolkata a sum of INR 1,000 million (inclusive of GST) (out of which INR 729 million has already been received) in instalments and be entitled to receive 28% of revenue comprising rentals, CAM margins, parking, and any other revenue.

**4.5 Kensington (A & B) IT/IteS SEZ, Powai, Mumbai (Kensington)**

**4.5.1 Subject Property Description**

Kensington (herein after referred to as Kensington and/or Subject Property) is located at Hiranandani Business Park, CTS No. 28A, Powai, Mumbai, Maharashtra – 400076, India.

The Subject Property is accessible via internal South Avenue Road within Powai.

**4.5.2 Statement of Assets**

Kensington is spread on a land area of 8.96 acres which constitutes one building with two wings (Kensington A & Kensington B) and is categorized under one component viz. completed building. The area statement for Kensington is as follows:

Components	No. of buildings	Blocks	Leasable Area (sq. ft.)	Usage type	Committed Occupancy**
Completed	1	Block A & B	1,581,063*	IT/ITeS SEZ	84%^
<b>Total</b>	<b>1</b>		<b>1,581,063</b>		

Source: Architect's Certificate (Dated: October 6, 2023), ^Rent Rolls as on September 30, 2023, Lease Deeds/Leave and License Agreements

\*Total leasable area for Kensington includes area occupied by "Hitachi Payment Services Pvt Ltd" for ATM purpose (25 Sq Ft). The income for the said area is included in the "Other Income".

\*\*Committed Occupancy = (Occupied area + Completed area under Letters of Intent)/ Completed area.

**4.5.3 Brief Description**

Kensington is an IT/IteS SEZ office space comprising one ready and operational building with two wings (Kensington A and B) occupied by multiple tenants.

Kensington A and B: Total Leasable area of the subject Property is 1,581,063\* sq. ft. The building is occupied by multiple tenants. Major tenants are Tata Consultancy Services, Larsen and Toubro Ltd, GE Oil & Gas India Pvt Ltd and XPO.

\*Note: Total leasable area includes area occupied by "Hitachi Payment Services Pvt Ltd" for ATM purpose (25 Sq Ft).

The large parking requirement is catered by four parking levels contributing to 1,721 parking spaces. Kensington has two entry and two exit points providing access to D.P. Road and internal wide Road.

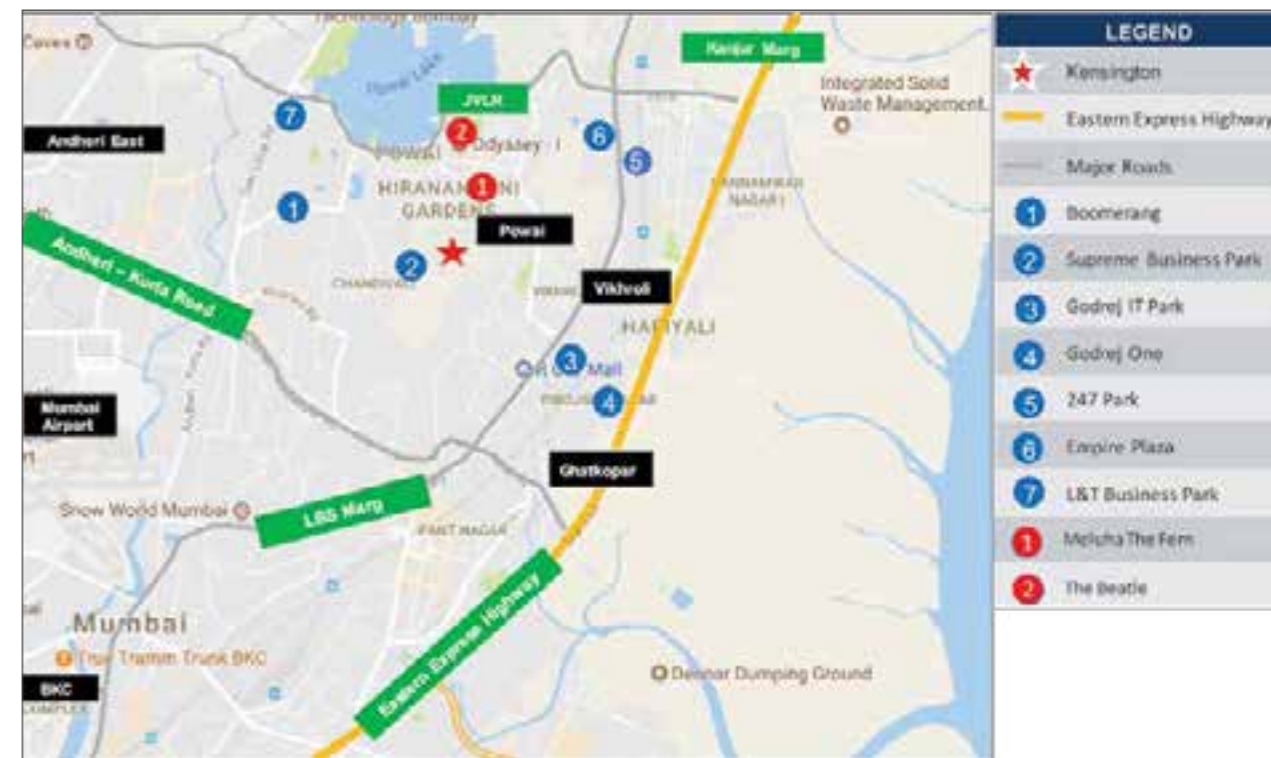
**Locational Advantage**

Kensington is the only private IT/IteS SEZ in the Mumbai region excluding Thane and Navi Mumbai and is well positioned in the Andheri & Powai micro-market due its proximity to the residential areas, well developed social infrastructure and the upcoming metro stations (IIT – 2.6 Km from the Subject Property). The office supply in the vicinity comprises investment and sub investment grade developments, constituting a mix of IT and Non-IT developments. Some of the prominent office developments in the vicinity are Supreme Business Park, Scorpio House, Prima Bay, Delphi, Godrej IT Park, Solitaire Corporate Park, Kanakia Wall Street, Times Square, Raiaskaran Tech Park etc.

Kensington is within close proximity to some of the renowned hotels like Meluha The Fern and The Beatle and is also well connected to major locations in city via multiple modes of communication. The distance of Kensington from major landmarks in Mumbai Metropolitan Region (MMR) is as follows:

04 km from LBS Marg 14 km from Eastern Express Highway 08 km from Western Express Highway	4.2 km from Kanjurmarg Railway Station 2.6 km from upcoming metro station (IIT)	6.5 km from Chhatrapati Shivaji International Airport 11 km from Mumbai Domestic Airport	2.3 km from IIT Powai 11 km from Bandra Kurla Complex

The map illustrating the location, infrastructure and nearby office developments is provided below:



Source: C&WI Research

(Map not to scale)

**4.5.4 Key Assumptions**

Particulars	Unit	Information
<b>Revenue Assumptions</b>		
Lease Completion of Completed Building	Qtr, Year	Q3 FY 2024-25
Current Effective Rent	INR/sq. ft./mth	105
Achievable Market Rent	INR/sq. ft./mth	130
Parking Charges*	INR/bay/mth	5,000
<b>Development Assumptions</b>		
Cost to Complete (for Under Construction/ Future Development)	INR Million	NA
General Development	INR Million	NA
Expected Completion Date	Qtr, Year	NA
<b>Other Financial Assumptions</b>		
Cap Rate	%	8.00
WACC (Complete/ Operational)	%	11.75

\*The Subject Property has 1,721 car parks, of which no car parks are paid. We have assumed the car parks to maintain status quo.

**4.5.5 Market Value**

The market value of the full ownership interest in Kensington as on September 30, 2023 is as follows:

**INR 24,996 Million**

**(Indian Rupees Twenty-Four Billion Nine Hundred and Ninety-Six Million Only)**



#### 4.6 Candor TechSpace IT/Ites SEZ, Sector 48, Gurugram, Haryana (G1)

##### 4.6.1 Subject Property Description

Candor TechSpace G1 (herein after referred to as G1 and/ or Subject Property) is located on Village Tikri, Sector – 48, Sohna Road, Gurugram, Haryana – 122018, one of the prime office destinations of Gurugram.

The Subject Property is accessible via Netaji Subash Marg (60-meter-wide road), which connects it to HUDA City Centre Metro Station on West and to National Highway 8 on East.

##### 4.6.2 Statement of Assets

G1 is spread on a land area of approximate 25.187 acres. It constitutes 13 buildings and can be segregated under Completed/ Operational and future development buildings. The area statement for G1 is as follows:

Components	No. of buildings	Blocks	Leasable Area# (sq. ft.)	Usage type	Committed Occupancy**
Completed	12	Tower 1, 2, 3, 4, 5, 6, 7, 8, 9, 10, Amenity Blocks – 1 & 2	3,694,418	IT/ITeS Park	67%^
Under Construction / Future Development	1	Tower 11	103,884	IT/ITeS Park	NA
<b>Total</b>	<b>13</b>		<b>3,798,302</b>		

Source: Architect’s Certificate (Dated: November 3, 2023), ^Rent Rolls as on September 30, 2023, Lease Deeds/Leave and License Agreements.

^Committed Occupancy = (Occupied area + Completed area under Letters of Intent)/ Completed Leasable area

#The leasable area is increased because of the change in efficiency. The leasable area of the future development is indicative and is subject to change once the internal business plans are in place or the construction is completed.

##### 4.6.3 Brief Description

The operational buildings in the campus are Tower 1, 2, 3, 5, 6, 7, 8, 9, 10, two amenity blocks (Block 1 & 2), with OC received collectively admeasure 3,694,418 sq. ft. of leasable area. The operational buildings comprises of;

- Office: 10 office towers namely 1, 2, 3, 5, 6, 7, 8, 9 and 10 having leasable area of 3,596,251 sq. ft. The office towers are occupied by multiple tenants. Major tenants in these towers are Capgemini, Fidelity, Wipro, Evalueserve etc.
- Amenity Block: Two amenity blocks: Block 1 & 2 having total leasable area of 98,166 sq. ft. It constitutes retail area catering all basic requirements of occupiers viz. F&B (in the form of multi- cuisine food courts and in-house kitchens), bank ATM, creche, sports arena, wellness centre, etc. Major tenants in these blocks are JRD (Food Boulevard), Maira Fitness, PNR.

The Future Development with leasable area of 103,884 sq. ft. is expected to be completed by Q2-FY 2026-27. The Subject Property has STP, rooftop solar panels, water efficient landscaping, 100% organic waste recycling through composting and LED lights. The safety features and power back-up facilities are at par with the best in the industry.

##### Locational Advantage

G1 lies in close proximity to HUDA City Centre Metro Station which further enhances its accessibility from different parts of NCR. Moreover, the state government has approved the expansion of existing Delhi Metro Yellow line to Old Gurugram, which will be connecting HUDA City Centre Metro Station to Udyog Vihar via Subash Chowk (nearest landmark to Subject Property), Hero Honda Chowk, Old Gurugram and Palam Vihar Extension. Once operational, the said metro route will have 27 new stations. The approval from the central government has been obtained. Construction is yet to start.

G1 is well connected to major locations in the city via multiple modes of communication. The distance of G1 from major landmarks in the city is as follows:

02 km from NH8 (Delhi – Jaipur Highway)	7 km from proposed Millenium City centre Metro Station	10 km from Gurugram Railway Station	21 km from IGI International Airport	12 km from DLF Cyber City 33 km from Connaught Place

The map illustrating the location, infrastructure and nearby office developments is provided below:



Source: C&WI Research

(Map not to scale)

##### 4.6.4 Key Assumptions

Particulars	Unit	Information
<b>Revenue Assumptions</b>		
Lease Completion of Completed Building	Qtr, Year	Q3 FY 2028-29
Current Effective Rent	INR/sq. ft./mth	75
Achievable Market Rent	INR/sq. ft./mth	76
Parking Charges	INR/bay/mth	5,000
<b>Development Assumptions</b>		
Cost to Complete (for Under Construction/ Future Development)	INR Million	493
General Development	INR Million	457
Expected Completion Date	Qtr, Year	Tower 11 – Q2 FY 2026-27
<b>Other Financial Assumptions</b>		
Cap Rate	%	8.00
WACC (Complete/ Operational)	%	11.75
WACC (Under-construction/ Future Development)	%	13.00

##### 4.6.5 Market Value

The market value of the full ownership\* interest in G1 as on September 30, 2023 is as follows:

**INR 50,329 Million**  
**(Indian Rupees Fifty Billion Three Hundred and Twenty-Nine Million Only)**

\* Candor Gurgaon One Realty Projects Private Limited which is 50% owned and controlled by the Brookfield India REIT.



**4.7 Downtown Powai (Kairos), Powai, Mumbai.**

**4.7.1 Subject Property Description**

Downtown Powai (herein after referred to as Kairos and/or Subject Property) is located at Hiranandani Business Park, Powai, Mumbai, Maharashtra – 400076, India.

The Subject Property is accessible via internal South Avenue Road, Central Avenue Road, Orchard Avenue. within Powai.

**4.7.2 Statement of Assets**

Subject property is spread on a land area of 19.95 acres which constitutes nine completed building and part of under construction area (Alpha, Crisil House, Delphi, Fairmont, One Boulevard, Prudential, Spectra, Ventura A and Winchester) and is categorized under one component viz. completed building. Ventura A 1<sup>st</sup> Floor (Part) and 10<sup>th</sup> floor are categorized under one component viz. under construction asset. The area statement for subject property is as follows:

Components	No. of buildings	Blocks	Leasable Area (sq. ft.)	Usage type	Committed Occupancy**
Alpha	1	Block A	1,09,463	Commercial	70%^
Crisil House	1	Block A	2,11,611	IT/IteS	100%^
Delphi	1	Block A, B & C	3,51,699	Commercial	97%^
Fairmont	1	Block A	2,84,459	IT/IteS	100%^
One Boulevard	1	Block A	1,06,133	Commercial	100%^
Prudential	1	Block A	2,34,229	IT/IteS	91%^
Spectra	1	Block A	1,93,649	IT/IteS	54%^
Ventura A	1	Block A	4,23,478	IT/IteS & Commercial	100%^
Winchester	1	Block A	7,46,450	IT/IteS	84%^
(Ventura A) Under Construction	NA	1 <sup>st</sup> Floor (Part) & 10 <sup>th</sup> Floor	74,668*	Commercial / Retail	25%^
<b>Total</b>	<b>9</b>		<b>2,735,839*</b>		

Source: Architect's Certificate (Dated: October 6, 2023), ^Rent Rolls as on September 30, 2023, Lease Deeds/Leave and License Agreements

\*Total leasable area for Subject property includes area designated/ occupied for ATM purpose (cumulatively admeasuring 75 sq.ft) and Tower (cumulatively admeasuring 24 sq.ft). The income for the said area is included in the "Other Income".

\*\*Committed Occupancy = (Occupied area + Completed area under Letters of Intent)/ Completed area

#As per details shared, part area of first floor of Ventura A is proposed to be converted from parking area to leasable retail area. The corresponding leasable area is 18,322 sq. ft.. It is to be noted that the proposed plans are submitted for approval and the OC is still awaited The same area has been valued along with completed building.

**4.7.3 Brief Description**

Subject property is a mixture of IT/IteS & Commercial office space comprising nine ready and operational building and part of under construction area (Alpha, Crisil House, Delphi, Fairmont, One Boulevard, Prudential, Spectra, Ventura A & Winchester) occupied by multiple tenants.

Subject property: Total Leasable area of the subject Property is 2,735,839\* sq. ft. The building is occupied by multiple tenants. Major tenants are Deloitte group, JP Morgan Services India Pvt. Ltd, Nomura Services India Pvt. Ltd, TIAA Global Business Services India Pvt. Ltd, Crisil Limited.

\*Total leasable area for Subject property includes area designated/ occupied for ATM purpose (cumulatively admeasuring 75 sq.ft) and Tower (cumulatively admeasuring 24 sq.ft). The income for the said area is included in the "Other Income". As per details shared, part area of first floor of Ventura A is proposed to be converted from parking area to leasable retail area. The corresponding leasable area is 18,322 sq. ft.. It is to be noted that the proposed plans are submitted for approval and the OC is still awaited. The same area has been valued along with completed building.

The large parking requirement is catered by four parking levels contributing to 1,676 parking spaces. Subject property has access to South Avenue Road, Central Avenue Road and Orchard Avenue within Powai.

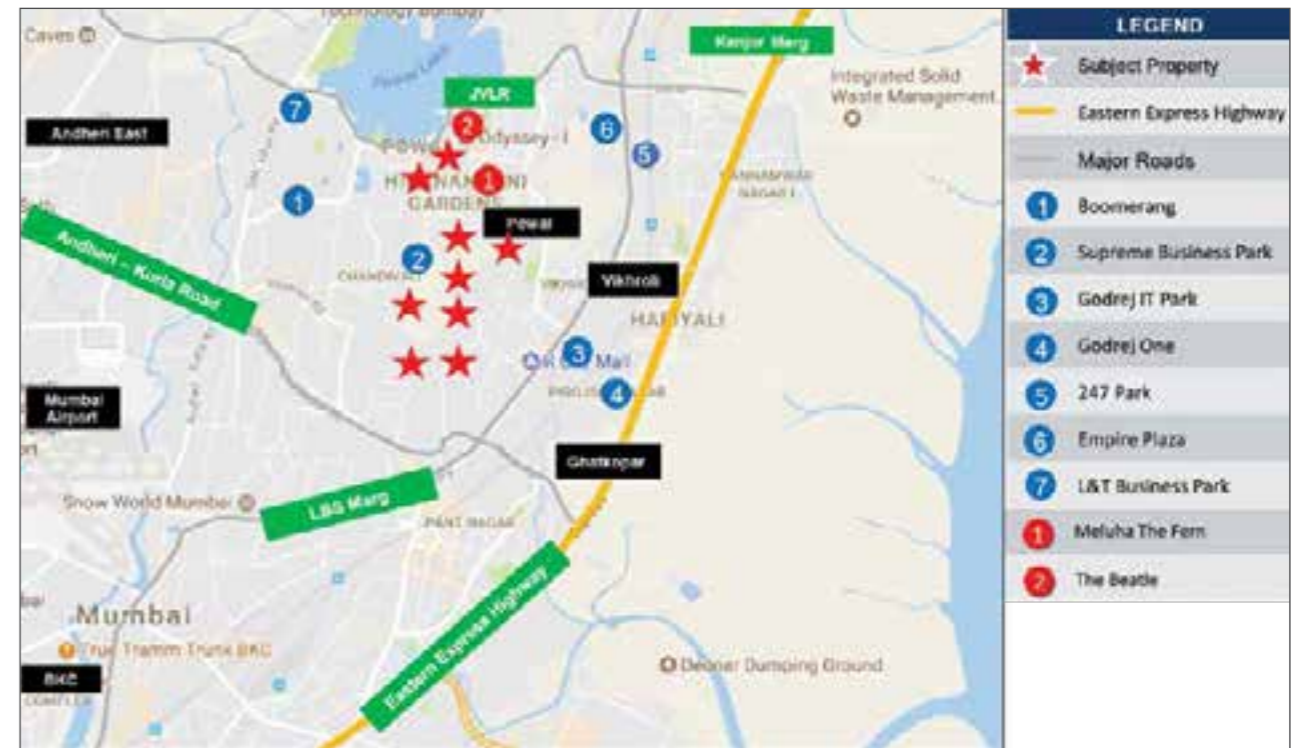
**Locational Advantage**

Subject property is a private IT/IteS & Commercial office space in the Mumbai region and is well positioned in the Andheri & Powai micro-market due its proximity to the residential areas, well developed social infrastructure and the upcoming metro stations (IIT – 2.6 Km from the Subject Property). The office supply in the vicinity comprises investment and sub investment grade developments, constituting a mix of IT and Non-IT developments. Some of the prominent office developments in the vicinity are Supreme Business Park, Scorpio House, Prima Bay, Godrej IT Park, Solitaire Corporate Park, Kanakia Wall Street, Times Square, Raiaskaran Tech Park etc.

Subject property is within close proximity to some of the renowned hotels like Meluha The Fern and The Beatle and is also well connected to major locations in city via multiple modes of communication. The distance of Kensington from major landmarks in Mumbai Metropolitan Region (MMR) is as follows:

04 km from LBS Marg 14 km from Eastern Express Highway 08 km from Western Express Highway	4.2 km from Kanjurmarg Railway Station 2.6 km from upcoming metro station (IIT)	6.5 km from Chhatrapati Shivaji International Airport 11 km from Mumbai Domestic Airport	2.3 km from IIT Powai 11 km from Bandra Kurla Complex

The map illustrating the location, infrastructure and nearby office developments is provided below:



Source: C&WI Research

(Map not to scale)



#### 4.7.4 Key Assumptions

Particulars	Unit	Information
<b>Revenue Assumptions</b>		
Lease Completion of Completed Building	Qtr, Year	Q1 FY 2026-27
Current Effective Rent	INR/sq. ft./mth	164
Achievable Market Rent – Office (Commercial)	INR/sq. ft./mth	170
Achievable Market Rent – Office (IT Central Avenue)	INR/sq. ft./mth	155
Achievable Market Rent – Office (IT South Avenue)	INR/sq. ft./mth	145
Achievable Market Rent – Retail (Delphi)	INR/sq. ft./mth	270
Achievable Market Rent – Retail (Delphi 1st Floor)	INR/sq. ft./mth	190
Achievable Market Rent – Retail (Prudential)	INR/sq. ft./mth	425
Achievable Market Rent – Retail (One Boulevard)	INR/sq. ft./mth	350
Achievable Market Rent – Retail (Ventura)	INR/sq. ft./mth	425
Achievable Market Rent – Retail (Ventura 1st Floor)	INR/sq. ft./mth	280
Parking Charges*	INR/bay/mth	5,000
<b>Development Assumptions</b>		
Cost to Complete (for Under Construction/ Future Development)	INR Million	NA
General Development	INR Million	NA
Expected Completion Date	Qtr, Year	NA
<b>Other Financial Assumptions</b>		
Cap Rate	%	8.00
WACC (Complete/ Operational)	%	11.75
WACC (Under Construction/ Future Development)	%	13.00

\*The Subject Property has 1,676 car parks, of which no car parks are paid. We have assumed the car parks to maintain status quo

#### 4.7.5 Market Value

The market value of the full ownership interest in Subject property as on September 30, 2023 is as follows:

**INR 70,605 Million**  
**(Indian Rupees Seventy Billion Six Hundred and Five Million Only)**

## Disclaimer

By reading this report (the "Report"), you agree to be bound by the following limitations:

This Report is prepared for the Unitholders pursuant to the REIT Regulations, and issued by the Manager of Brookfield India REIT, for general information purposes only without regards to specific objectives, financial situations or needs of any particular person, and should not be disclosed, reproduced, retransmitted, summarized, distributed or furnished, in whole or in part, to any other person or persons. We don't assume responsibility to publicly amend, modify or revise any statements in the Report on the basis of any subsequent development, information or events, or otherwise. This Report comprises information given in summary form and does not purport to be complete and it cannot be guaranteed that such information is true and accurate. For ease and simplicity of representation, certain figures may have been rounded off to the nearest million except unit and per unit data. The Manager makes no representation or warranty and does not undertake any responsibility or liability with respect to the fairness, accuracy, completeness, or correctness of this report, except as required under applicable law in India. No representation, warranty or undertaking, express or implied, is made or assurance given that any statements, opinions, views, projections or forecasts, if any, are correct or that any objectives specified herein will be achieved. Neither we, nor any of our affiliates, as such, make any representation or warranty, express or implied, as to, and do not accept any responsibility or liability with respect to, any loss, howsoever, arising from any use or reliance on this Report or its content or otherwise arising in connection therewith. Unless otherwise stated in this Report, the information contained herein is based on management information as they exist as of the date indicated in this Report or as on September 30, 2023 if no date is mentioned and estimates. The information contained herein is subject to change without notice and past performance is not indicative of future results.

Certain information contained herein constitutes forward-looking statements. Due to various risks and uncertainties, actual events or results or the actual performance of Brookfield India REIT may differ materially from those reflected or contemplated in such forwardlooking statements. Although Brookfield India REIT believes that the anticipated future results, performance or achievements expressed or implied by the forwardlooking statements and information are based

upon reasonable assumptions and expectations in light of the information presently available, you should not place undue reliance on forward-looking statements and information because they involve known and unknown risks, uncertainties and other factors which may cause the actual results, performance or achievements of Brookfield India REIT to differ materially from anticipated future results, performance or achievement expressed or implied by such forward-looking statements and information. Factors that could cause actual results to differ materially from those set forward in the forwardlooking statements or information include but are not limited to: general economic conditions, changes in interest and exchange rates, availability of equity and debt financing and risks particular to underlying portfolio company investments. There is no guarantee that Brookfield India REIT will be able to successfully execute on all or any future deals, projects or exit strategies, achieve leasing plans, secure debt or receive development approvals as set forth herein. Projected results reflected herein have been prepared based on various estimations and assumptions made by management, including estimations and assumptions about events that have not yet occurred. Due to various risks, uncertainties and changes beyond the control of the Manager, the actual performance of Brookfield India REIT could differ materially from the projected results set forth herein. There is no assurance, representation or warranty being made by any person that any of the projected results set forth herein will be achieved and undue reliance shall not be placed on them. Industry experts may disagree with the assumptions used in presenting the projected results.

Any changes to assumptions could have a material impact on projections and actual returns. Actual returns on unrealized investments will depend on, among other factors, future operating results, the value of the assets and market conditions at the time of disposition, legal and contractual restrictions on transfer that may limit liquidity, any related transaction costs and the timing and manner of sale, all of which may differ from the assumptions and circumstances on which the valuations used in the prior performance data contained herein are based. Accordingly, the actual realized returns on unrealized investments may differ materially from the returns indicated herein.